

## Dust Separators

SDS-500

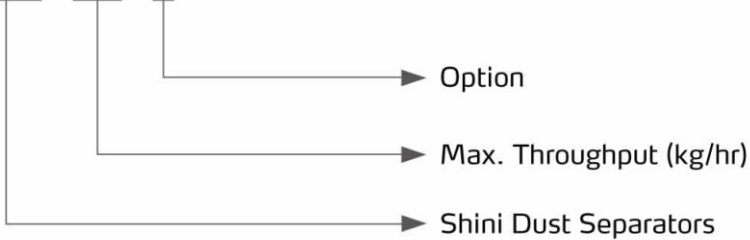


Refer carefully to this manual before operation.

# SDS Series

## ■ Coding Principle

SDS - xxx - x



## ■ Features

- Air inlet is designed for regulation of air flow.
- Easily removed, installation and operation are also convenient.
- All surfaces in contact with material are made of stainless steel to ensure no material contamination.
- Equipped with rotary speed adjustable motor to adjust feeding amount according to actual demands.
- The static eliminator quickly neutralizes static electricity on the surface of material.
- The material suction blower is protected from dust by the easy-maintenance air filter and dust collection barrel.
- SDS-500 has alarm indicator for quick fault indicating.
- SDS-500 has material loading blower and photosensor hopper to perform automatic material loading.
- The efficiency of dust separating can reach 80%.



SDS-100

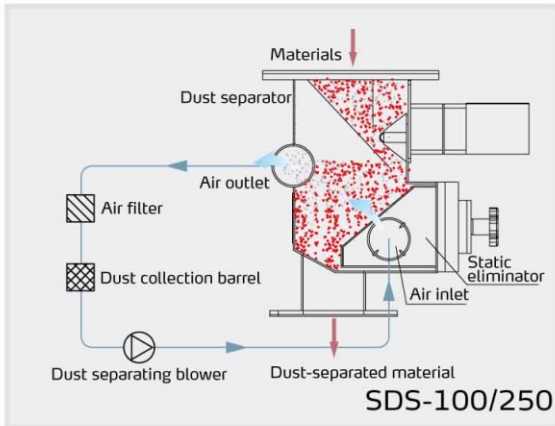
## ■ Options

- SDS-100/250 can optionally collocate with auto loaders to realize the automatic material conveying.
- SDS-500 can optionally collocate with storage tank (Include level motor and suction box)
- For model with polishing inside dust separator, add "P" at the end of the model code.

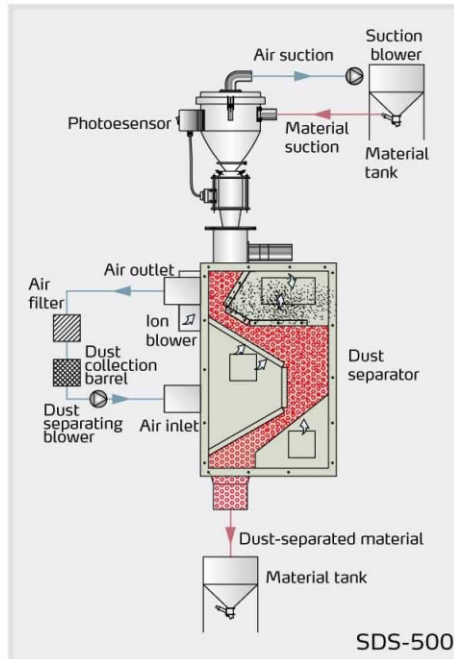
## ■ Application

SDS is suitable for powder removing of various materials, such as PET, PA, PC etc. SDS-100/250 is only used for powder removing of virgin materials, and SDS-500 is also used for granule processing. Pre-processing ( vibrating screen, screen) is suggested before processing to reach optimal powder removing. When materials requiring closed-loop after dried in abnormal temperature, please a make special request.

## Working Principle

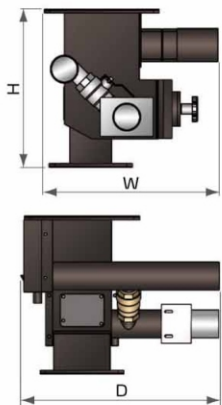


High pressure air with negative ions produced by static eliminator will be blown into the machine to pass through material board to eliminate and remove static's and dust from the material. Dust separated from the material will be removed to dust collecting barrel, leaving clean and static-free material to fall into material storage tank.

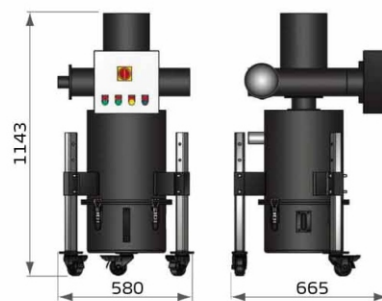


Turn on the main switch and system starts to work. Materials are loaded into the machine through photosensor hopper. Statics in material will be eliminated by ion blower and dusts would be blown into filter by hi-pressure blower through air outlet. Impurities like dusts fall into dust collecting barrel and are blown into main body of machine with filtered air. At last, materials which have been dust-separated will load to material storage tank. A dust separating circle is finished like this.

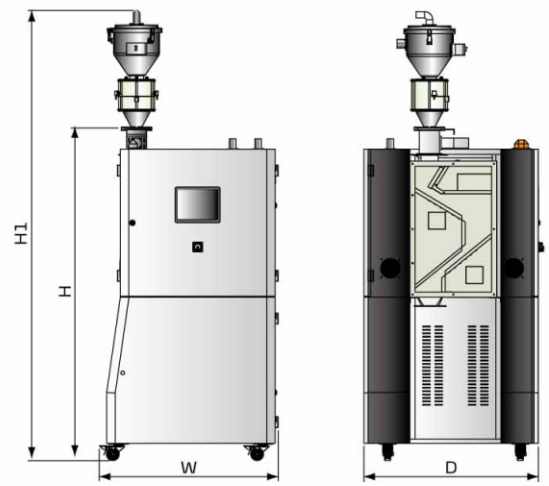
## Outline Drawings



SDS-100/250



Cyclone Dust Collection Barrel



SDS-500

## Specifications

Model	Conveying Blower (kW) (50 / 60Hz)	Dust Separating Blower (kW) (50 / 60Hz)	Feeding hopper	Max. Throughput (kg/hr)	Suction Box	Material Tank	Dimensions (mm)		Weight (kg)
							H(H1) × W × D		
SDS-100	N / A	0.55	N / A	100	N / A	N / A	290 × 320 × 360		75
SDS-250	N / A	0.55	N / A	250	N / A	N / A	460 × 415 × 450		200
SDS-500	1.5	2.2	SHR-12U-E	500	Option	Option	1960(2550) × 1050 × 1060		381

Notes: 1) Max. output capacity is based on the test criteria of continually processing pellet of 2~3mm in dia. and 0.65kg/L in bulk density.

2) SDS-500 applicable to pellet dedusting and if for processing regrind, the output will be just around 60% of the normal output.

3) Power supply: 3Φ, 230 / 400 / 460 / 575VAC, 50 / 60Hz.